

JBC

www.jbctools.com

INSTRUCTION MANUAL



Solder Paste Hand Dispenser

Ref. DPM-A

Packing List

The following items are included:

Solder Paste Hand Dispenser 1 unit
Ref. DPM-A



3cc Syringe Barrel 2 units
Ref. SB03CC




Manual 1 unit
Ref. 0023415



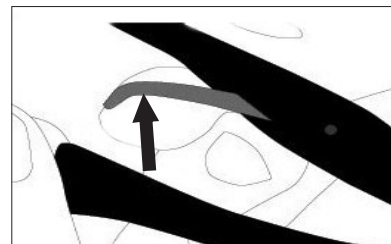
How to use



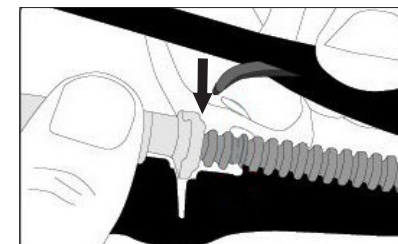
1. DPM use 3CC syringes. Ask your solder paste supplier for this format or fill in the syringe barrel with solder paste.



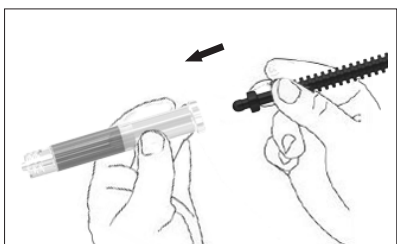
2. Place the piston into the syringe barrel.




5. Lift the toggle



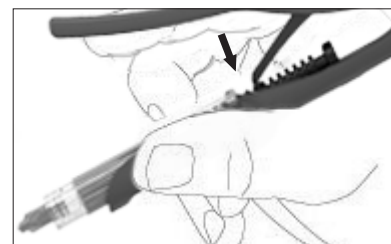
6. Insert the plunger with the syringe in the housing, fit the syringe fins in



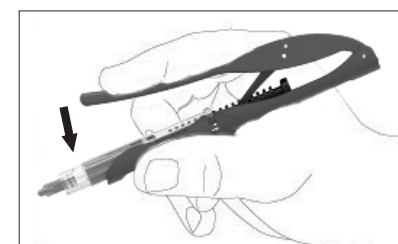
3. Insert the plunger rod in the syringe barrel to eliminate air and press the solder past.



4. Place the needle in the syringe barrel.



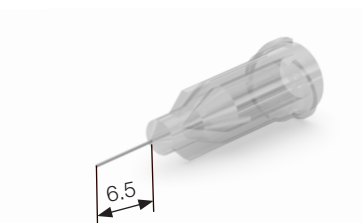
7. Lower the toggle



8. Operate the lever until the paste comes out

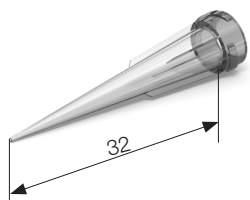
Nozzles Range

STAINLESS STEEL NEEDLES



STYLE	Ref.	COLOR	SOLDER PASTE	GAUGE	ØID (mm)	ØID (in)	ØOD (mm)	ØOD (in)	LENGTH (mm)	LENGTH (in)	TOTAL LENGTH (mm)	TOTAL LENGTH (in)	QTY
Stainless Steel Needles	ND18S6	Green	Type 2	18	0.84	0.050	1.27	0.033	6.5	0.25	24	0.25	10
	ND20S6	Pink	Type 3	20	0.61	0.036	0.90	0.024	6.5	0.25	24	0.25	10
	ND21S6	Purple	Type 3	21	0.51	0.032	0.82	0.020	6.5	0.25	24	0.25	10
	ND22S6	Blue	Type 3	22	0.41	0.028	0.72	0.016	6.5	0.25	24	0.25	10
	ND23S6	Orange	Type 3	23	0.31	0.025	0.63	0.013	6.5	0.25	24	0.25	10
	ND25S6	Plan Red	Type 4	25	0.25	0.020	0.50	0.010	6.5	0.25	24	0.25	10
	ND27S6	Clear	Type 5	27	0.2	0.016	0.40	0.008	6.5	0.25	24	0.25	10
	ND30S6	Lavender	Type 6	30	0.15	0.012	0.31	0.006	6.5	0.25	24	0.25	10

TAPERED TIPS



STYLE	Ref.	COLOR	SOLDER PASTE	GAUGE	ØID (mm)	ØID (in)	ØOD (mm)	ØOD (in)	LENGTH (mm)	LENGTH (in)	TOTAL LENGTH (mm)	TOTAL LENGTH (in)	QTY
Tapered Tips	ND18P	Green	Type 2	18	0.84	0.033	1.27	0.050	-	-	32	1.26	10
	ND20P	Pink	Type 3	20	0.64	0.024	1.20	0.048	-	-	32	1.26	10
	ND22P	Blue	Type 3	22	0.41	0.016	0.72	0.028	-	-	32	1.26	10
	ND25P	Red	Type 4	25	0.25	0.010	0.50	0.020	-	-	32	1.26	10
	ND27P	Orange	Type 5	27	0.2	0.008	0.40	0.016	-	-	32	1.26	10

Specifications

- Dimensions: 130x66x16mm / 0.05kg
5.12x2.60x0.63in / 0.11lb
- Package Dimensions: 155x55x45mm / 0.007kg
6.10x2.17x1.77in / 0.16lb

Complies with CE standards
ESD Safe

JBC

Warranty

JBC's 2 year warranty covers this equipment against all manufacturing defects, including the replacement of defective parts and labour.

Warranty does not cover product wear or misuse.

In order for the warranty to be valid, equipment must be returned, postage paid, to the dealer where it was purchased.



This product should not be thrown in the garbage.
In accordance with the European directive 2012/19/EU, electronic equipment at the end of its life must be collected and returned to an authorized recycling facility.

